



The Wedding Book

BY STUART MYERS PHOTOGRAPHY





The Wedding Book

There's no better way to present your Wedding images than in a hand bound, photobook album. Our albums are produced in Italy by world leading album makers Graphistudio. The company provides professional albums of unparalleled beauty, choice and quality. Unlike some, I believe that the Wedding album is yours so at Stuart Myers Photography everything is collaborative. We work together at every stage to produce an album you can treasure and share with friends and family for years to come.





The Print

Your images are faithfully reproduced to the exacting standards of colour and quality that I choose when editing your Wedding images. All the feels, moments, laughs and tears are printed in vibrant colour and sharp, crisp detail. The print is what it's all about with these books.



The Cover

The Wedding book comes with an eclectic choice of covers to suit everyone's taste. Choose from luxurious Italian leather, beautifully supple soft touch maple to a stunning linen or fabric cover in a range of vibrant colours.

The studio favourite "Crystal Glance" is a thick sheet of heavy acrylic proudly enhancing your cover image of choice. Perfect for your favourite epic couple shot from the big day. If you like to mix things up, we've got you covered. Choose a different cover, spine and binding to finish your book to perfection!



Finishing

Some covers come with a final flourish to finish the album.

Laser etching and embossing, amongst others, are available to add that final something to take your album to the next level.

Your name, Mr & Mrs, the day and date or anything that you'd like in a choice of fonts and finishes.





Parent Books

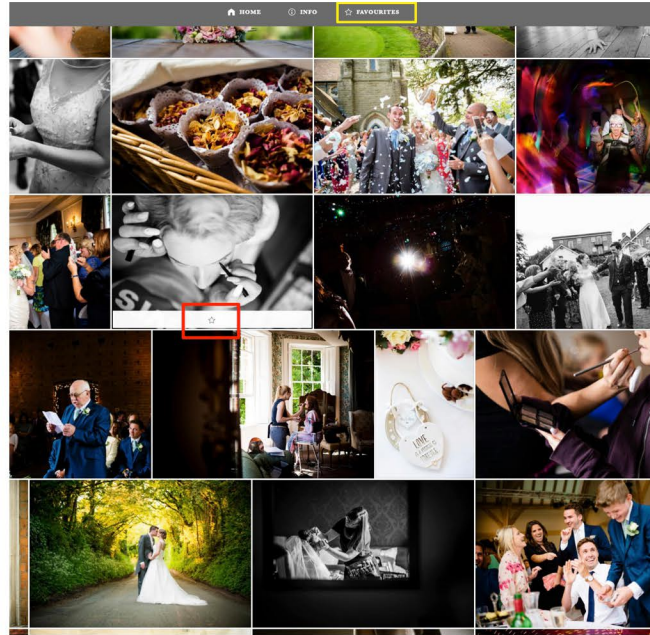
Families put in a lot of hard work for the Wedding and a great way to gift them something is a parent book.

Parent books are a copy of your album, presented in hardback with an image of your choice as the cover

They are available in a variety of sizes and you can order as many as you like when you order your album.




The Process



Images

Log in to your online gallery, pour a glass, cuddle up on the sofa and get to work choosing your favourite images. I recommend starting with around 50 but don't worry if you can't get it down to that many just work on choosing your favourites. Use the favourite button (highlighted red opposite) found below your picture to add that to your list. Hit "Favourites" (highlighted yellow opposite) at the top to see what you've chosen.




The Consultation

When your first draft is ready I'll arrange a virtual meeting with you. During this meeting I'll screen share and we can get to work tweaking your design. Fancy swapping some images around? Your favourite out of a set isn't big enough on the page? No problems! This is where we get down to business making your album truly your own.



First Draft

When your ready let me know and I'll get to work designing your first draft. The first draft is the first version of your album design. Nothing is set in stone here.



Finalisations

When your design is finally done and you're happy. We arrange an in person meeting to go through the last choices for your book, the materials. This is where you get to see a few albums of different materials and choose the finishing to your Wedding album.



F A Q

- How many pages do we get?

Standard albums are from 30 pages but you can add as many as you like to that.

Need an extra page to fit those last couple of images in?

No problems.

- What size is the album?

I usually work with two sizes; 20 x 30cm and 25 x 35cm. 30x20 is around an A4 size so perfect for a book and the larger size is a nice upgrade if you are looking for something a bit bigger.

- We want BIGGER!

No worries square, portrait, larger size, most requests can be accomodated.

- How much?

Thats the question, right?

Albums start at around £300.

Due to the customizable nature of albums it's not always possible to quote right at the start.

Don't worry though, I always quote before ordering so you know exactly how much you'll be paying before everything is ordered.

- When do we pay?

Payment is due before your album order goes to Graphistudio.

- When do we get our album?

Once your order is confirmed with Graphistudio it takes 8-10 weeks for your album to be printed. The best takes time!

- How do we collect our album?

Your album is delivered to me for a final quality check before it's ready for you guys. You can collect the album in person or tracked postage is available for an extra fee.

- Can we have different covers or images for each parent book?

Unfortunately not. The parent books come as an exact copy of the internal design of your book. The outside is a hardback cover which you can choose an image to be printed on. All Parent book copies are the same.




- Can we make changes?

Changes can be made until your order has been placed with Graphistudio.

- Need some extra time to make sure the design is right?

Of course! You can request a pdf copy of your design at any time during the process to make sure you are happy with everything.







Stuart Myers Photography